



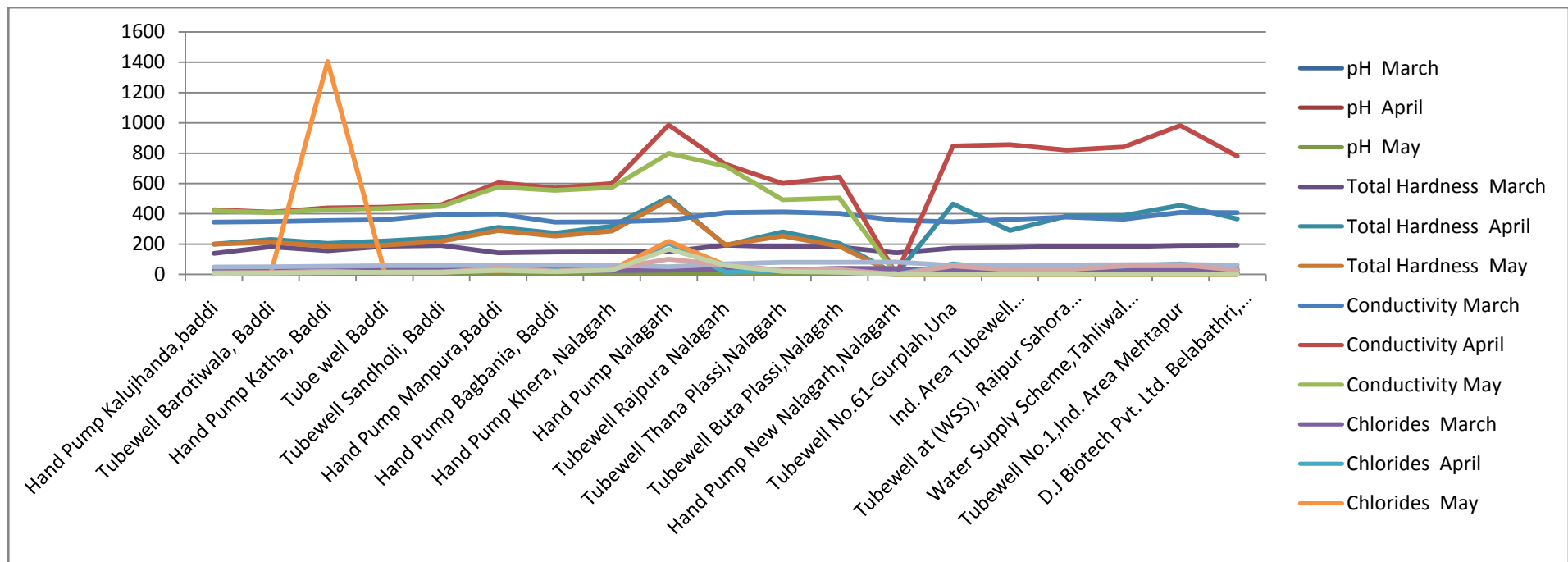


GROUND WATER QUALITY OBSERVED IN BADDI, BAROTIWALA, NALAGARH AND UNA AREA UNDER PURPOSE DRIVEN STUDIES COMPONENT.

Date 	16.03.12	25.04.12	04.05.12	16.03.12	25.04.12	04.05.12	16.03.12	25.04.12	04.05.12	16.03.12	25.04.12	04.05.12	16.03.12	25.04.12	04.05.12	16.03.12	25.04.12	04.05.12	16.03.12	25.04.12	04.05.12
Parameter 	pH			Total Hardness mg/L			Conductivity µS/cm			Chlorides mg/L			Sulphates mg/L			Coliforms Count in 100 ml.			Chromium mg/L		
Well Type & Location																					
H/ Pump Kalujhanda,Baddi	7.18	7.63	7.55	139.1	200	199	345	427	420	26.6	10.1	8.8	49.4	10.3	7.5	<2	8	8	0.018	0	0
T/well Barotiwala, Baddi	7.12	7.33	7.21	181.9	230	211.8	349	410	407	29.5	8.08	10.1	50.4	12.1	9.2	<2	8	6	0.08	0	0
H/ Pump Katha,Baddi	7.24	8.31	7.92	156.2	205	186.1	355	438	427	37.4	16.1	1405	55.2	20.2	12.9	<2	22	21	0.139	0	0
Tube well Baddi	7.25	7.63	7.41	186.1	220	192.6	361	443	435	31.5	14.5	16.1	57.3	10.6	14.8	<2	<2	22	0.053	0	0
T/well Sandholi, Baddi	7.13	7.64	7.51	190.4	240	218.8	395	460	449	35.4	17.4	15.3	58.9	12.1	14.1	<2	<2	172	0.09	0	0
H/ Pump Manpura,Baddi	7.26	7.6	7.55	143.3	310	288.9	399	604	578	33.4	30.7	24.2	61.9	43	26.2	<2	79	40	0.054	0	0
H/ Pump Bagbania,Baddi	7.15	7.24	7.18	147.6	272.5	252.2	345	570	555	26.6	30.7	18.5	62.6	20.5	17.3	<2	23	20	0.089	0	0
H/ Pump Khera,Nalagarh	7.21	7.72	7.61	149.8	317.5	286.7	346	600	575	24.6	33.9	30.7	61.7	37.3	28.2	<2	24	278	0.06	0	0
H/ Pump Nalagarh	7.13	7.06	7.21	151.6	507.5	492.2	358	986	800	27.5	206.1	218	50.9	100.6	167.9	<2	13	13	0.04	0.03	0
T/well Rajpura Nalagarh	7.14	7.69	7.55	192.6	190	194.7	408	726	715	31.5	14.6	61.4	70.4	60.5	58.7	<2	<2	14	0.046	0	0
T/well Thana Plassi,Nalagarh	7.19	7.19	7.21	181.9	280	252.2	413	599	492	29.5	24.2	23.4	80.2	28.6	18.9	<2	<2	20	0.041	0	0
T/well Buta Plassi,Nalagarh	7.16	7.37	7.32	179.7	205	186.1	402	643	505	40.4	16.1	15.3	81.2	31.6	14.8	<2	<2	141	0.047	0	0
Hand Pump New Nalagarh	7.29	0	0	143.3	0	0	357	0	0	38.4	0	0	82.3	0	0	<2			0.06	0	0
T/well No.61-Gurplah,Una	7.24	7.23	0	173.3	465	0	347	847	0	24.6	68.8	0	60.2	56.3	0	<2	8		0.09	0.02	0
T/well No.1,Tahliwal,Una	7.18	7.21	0	177.6	290	0	363	856	0	26.6	30.7	0	62.2	29.9	0	<2	<2		0	0	0
T/well WSS, Raipur Sahora Distt.Una	7.16	7.09	0	186.1	384	0	379	820	0	25.6	33.9	0	63.1	31.2	0	<2	<2	0	0	0	0
WSS Tahliwal Distt.Una	7.13	7.08	0	181.9	387.5	0	365	841	0	27.5	54.3	0	64.2	56.2	0	<2	2		0	0	0
T/well No.1,Mehtapur	7.09	7.22	0	190.4	455	0	410	982	0	28.5	68.8	0	65.9	64.5	0	<2	4		0.04	0	0
D.J Biotech Pvt. Ltd. Belabathri, Distt. Una	7.14	7.11	0	192.6	365	0	407	780	0	27.5	33.9	0	61.4	28.2	0	<2	<2		0.04	0	0

Parameter 	Mangnese mg/L			Nitrates mg/L			Iron mg/L			Alkalinity mg/L			Acidity mg/L			Turbidity NTU			Dissolved Solids mg/L		
Well Type & Location																					
H/ Pump Kalujhanda,Baddi	0	0	0	0	0	0	0.08	0.06	0.08	131.6	150.4	143	72.5	54.8	52.9	<5	<5	<5	225	230	234
T/well Barotiwala, Baddi	0	0	0	0	1.5	1.3	0.09	0	0	133.4	154.1	150	76.4	56.8	54.8	<5	<5	<5	228	21	285
H/ Pump Katha,Baddi	0	0	0	0	0.52	0.41	0.16	1.77	1.12	137.2	152.2	150	70.5	58.8	56.8	<25	22	<5	245	250	244
Tube well Baddi	0	0	0	0	0.77	0.56	0.07	0	0	135.3	154.1	152	74.4	60.7	58.8	<5	<5	<5	239	267	256
T/well Sandholi, Baddi	0	0	0	0	1.23	1.12	0.08	0	0	131.6	156	154	80.3	62.7	62.7	<5	<5	<5	234	298	280
H/ Pump Manpura,Baddi	0	0	0	0	1.07	1.01	0.09	0	0	137.2	189.8	160	82.3	88.2	56.8	<5	<5	<5	233	350	349
H/ Pump Bagbania,Baddi	0	0	0	0	0.9	0.8	0.1	0	0	146.6	159.8	152	86.2	64.6	58.8	<5	<5	<5	280	375	334
H/ Pump Khera,Nalagarh	0	0	0	0	1.43	1.39	0.08	0	0	141	167.3	160	70.5	70.5	62.7	<5	<5	<5	225	395	385
H/ Pump Nalagarh	0	0	0	0	5.68	4.14	0.1	0.12	0.09	154.1	368.4	282	76.4	141	66.6	<5	<5	<5	250	550	444
T/well Rajpura Nalagarh	0	0	0	0	0.34	0.28	0.12	0	0	150.4	141	132	78.4	74.4	56.8	<5	<5	<5	245	475	456
T/well Thana Plassi,Nalagarh	0	0	0	0	1.24	1.11	0.09	0.04	0	157.9	146.6	143	64.6	76.4	52.9	<5	<5	<5	210	395	280
T/well Buta Plassi,Nalagarh	0	0	0	0	0.13	0.09	0.07	0	0	159.8	142.8	139	66.6	80.3	50.9	<5	<5	<5	208	375	345
Hand Pump New Nalagarh	0	0	0	0	0	0	0.17	0	0	152.2	0	0	86.2	0	0	26.2	0	0	198	0	0
T/well No.61-Gurplah,Una	0	0	0	0	0.09	0	0.09	0.1	0	139.1	282	0	58.8	117.6	0	<5	<5	0	210	560	0
T/well No.1,Tahliwal,Una	0	0	0	0	0.12	0	0.13	0	0	141	184.2	0	60.7	86.2	0	<5	<5	0	222	526	0
T/well WSS, Raipur Sahora Distt.Una	0	0	0	0	1.41	0	0.18	0.09	0	142.8	191.7	0	66.6	88.2	0	<5	<5	0	235	515	0
WSS Tahliwal Distt.Una	0	0	0	0	1.38	0	0.14	0.07	0	144.7	193.6	0	62.7	86.2	0	<5	<5	0	227	505	0
T/well No.1,Mehtapur	0	0	0	0	1.1	0	0.15	0.1	0	148.5	278.2	0	68.8	113.6	0	<5	<5	0	305	650	0
D.J Biotech Pvt. Ltd. Belabathri, Distt. Una	0	0	0	0	1.28	0	0.11	0	0	142.8	201.1	0	64.6	88.2	0	<5	<5	0	295	495	0
Parameter 	Fluoride mg/L			Mercury mg/L			Cadmium mg/L			Cyanide mg/L			Lead mg/L			Zinc mg/L			Copper mg/L		
Well Type & Location																					
H/ Pump Kalujhanda,Baddi	0.11	0	0	0	0	0	0	0	0	0	0	0	0.26	0.16	0.05	2.73	0.08	0.06	0	0	0
T/well Barotiwala, Baddi	0.12	0	0	0	0	0	0	0	0	0	0	0	0.04	0	0	0	0.11	0.09	0	0	0
H/ Pump Katha,Baddi	0	0	0	0	0	0	0	0	0	0	0	0	0.15	0.09	0.05	1.19	0	0	0	0.04	0.02
Tube well Baddi	0.11	0	0	0	0	0	0	0	0	0	0	0	0.02	0	0	0.12	0	0	0	0	0
T/well Sandholi, Baddi	0.13	0	0	0	0	0	0	0	0	0	0	0	0.1	0	0	0	0	0	0	0	0
H/ Pump Manpura,Baddi	0.16	0	0	0	0	0	0	0	0	0	0	0	0.24	0.08	0.02	0.02	0	0	0	0	0
H/ Pump Bagbania,Baddi	0.14	0	0	0	0	0	0	0	0	0	0	0	0.1	0.04	0.03	0.12	0	0	0	0	0
H/ Pump Khera,Nalagarh	0.1	0	0	0	0	0	0	0	0	0	0	0	0.24	0.07	0.05	0.21	0	0	0	0	0
H/ Pump Nalagarh	0.12	0.09	0.08	0	0	0	0	0	0	0	0	0	0.14	0.11	0.09	0.1	0	0	0	0.05	0.03
T/well Rajpura Nalagarh	0.11	0	0	0	0	0	0	0	0	0	0	0	0.04	0	0	0.04	0	0	0	0	0

T/well Thana Plassi,Nalagarh	0.14	0	0	0	0	0	0	0	0	0	0	0	0.09	0	0	0.03	0	0	0	0	0
T/well Buta Plassi,Nalagarh	0.09	0	0	0	0	0	0	0	0	0	0	0	0.04	0.02	0	0.36	0	0	0	0	0
Hand Pump New Nalagarh	0	0	0	0	0	0	0	0	0	0	0	0	0.11	0	0	0.03	0	0	0	0	0
T/well No.61-Gurplah,Una	0.12	0.08	0	0	0	0	0	0	0	0	0	0	0.02	0.09	0	0.32	0	0	0	0	0
T/well No.1,Tahliwal,Una	0.13	0	0	0	0	0	0	0	0	0	0	0	0.02	0.05	0	0	0.2	1	0	0	0
T/well WSS, Raipur Sahora Distt.Una	0.17	0	0	0	0	0	0	0	0	0	0	0	0.03	0.05	0	0.02	0	0	0	0	0
WSS Tahliwal Distt.Una	0.18	0.07	0	0	0	0	0	0	0	0	0	0	0.03	0	0	0.27	0	0	0	0	0
T/well No.1,Mehtapur	0.17	0	0	0	0	0	0	0	0	0	0	0	0.05	0	0	0	0	0	0	0	0
D.J Biotech Pvt. Ltd. Belabathri, Distt. Una	0.19	0	0	0	0	0	0	0	0	0	0	0	0.02	0.02	0	0.02	0	0	0	0	0



Save water! Save Life!